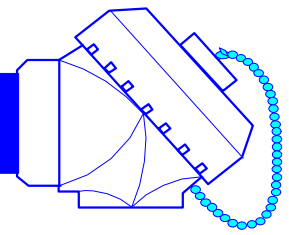
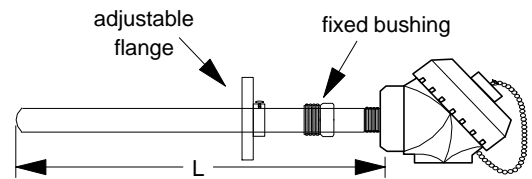


THERMOCOUPLE ASSEMBLY



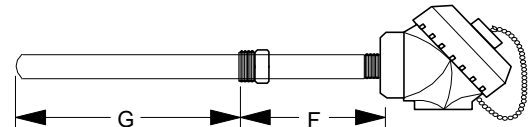
TYPE A

Metal Protection Tube: Thermocouple Head with Screw Cover - Protection Tube



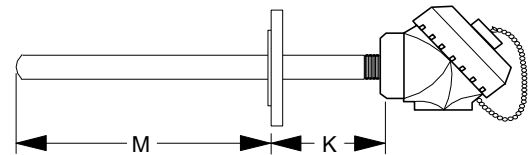
TYPE

Ceramic Protection Tube: Thermocouple Head with Screw Cover - Ceramic Protection Tube



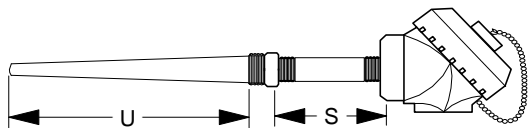
TYPE

Flanged Protection Tube: Thermocouple Head with Screw Cover - Protection Tube with Welded Flange



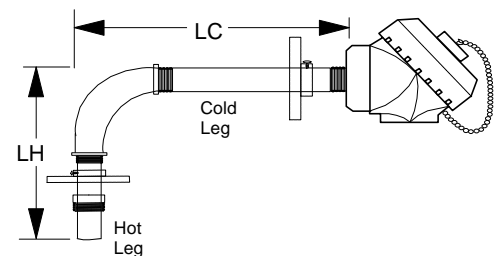
TYPE

Pressure Tight Well: Thermocouple Head with Screw Cover - Threaded or Flanged Wells



TYPE E

Angle Assembly Protection Tube: Thermocouple Head with Screw Cover - Ceramic or Metal Protection Tube



Spring Loaded and Explosion Proof Assemblies are also available

METAL TUBE

- a) 316 Stainless Steel
- b) 304 Stainless Steel
- c) Carbon Steel
- d) Inconel 600
- e) Tantalum

BUSHING

- a) Stainless Steel
- b) Carbon Steel

CERAMIC TUBE

- a) Mullite
- b) Alumina
- c) Silicon Carbide

NIPPLE

- a) Stainless Steel
- b) Carbon Steel
- c) Polypropylene

THERMOWELL

- a) 316 Stainless Steel
- b) Brass
- c) Carbon Steel
- d) Monel
- e) Tantalum
- f) Hastelloy C

FLANGE

- a) 316 Stainless Steel
- c) Carbon Steel
- d) Monel
- e) Titanium
- f) Hastelloy C

HEAD

- a) Cast Aluminum
- b) Cast Iron
- c) ABS Plastic